


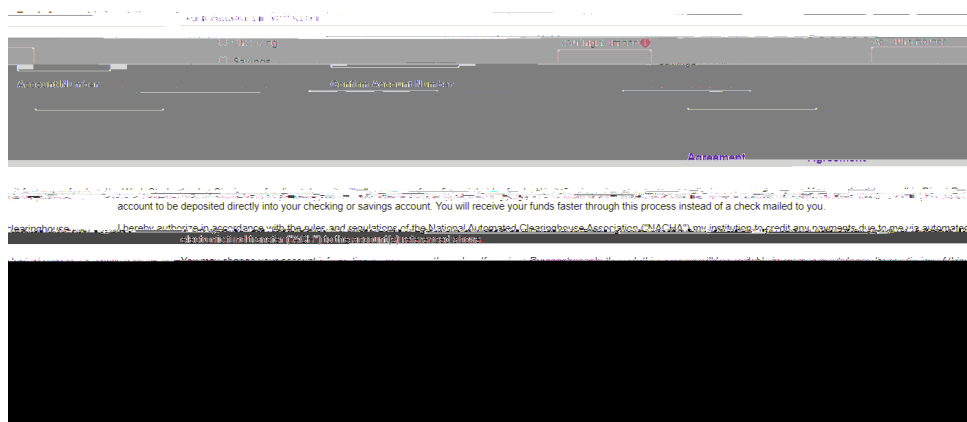
ENROLL IN DIRECT DEPOSIT IN CUNYfirst SELF-SERVICE

The following steps will assist you to add a Bank Account on [CUNYfirst](#) and enroll in [Direct Deposit](#) to receive refunds and work study payments. Never miss an aid refund! Enroll in Direct Deposit: <https://www.cuny.edu/financial-aid/tuition-and-college-costs/refunds/direct-deposit/>
Login to CUNYfirst at: [https://www.cuny.edu/financial-aid/tuition-and-college-costs/refunds/direct-deposit/](#)

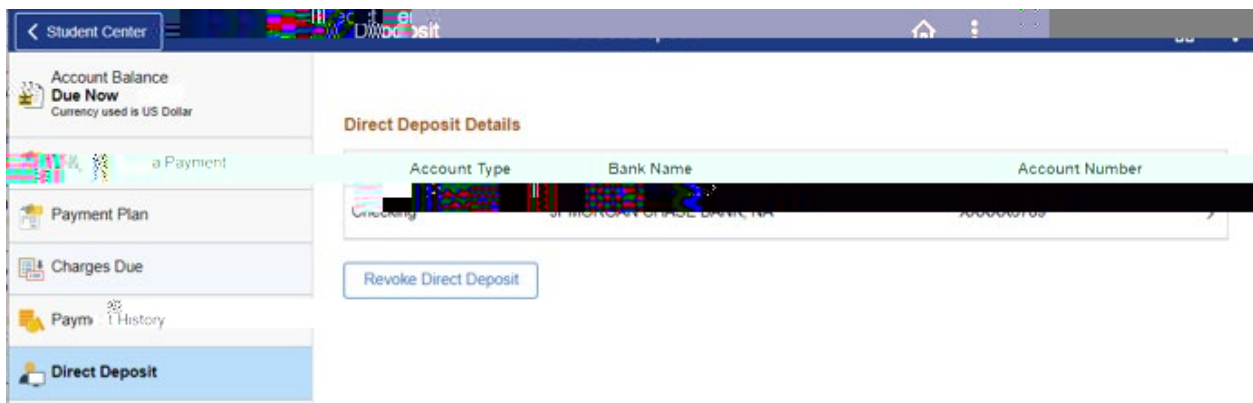
Click on Student Center tile then click on CUNY Direct Deposit



Click on Enroll in Direct Deposit then verify your password and check your preferred email
If you do not receive an email, you can go back and check your preferred email through Profile Tile -> Contact Details
Fill in your account information and verify your account information



the account will be listed on the Direct Deposit page



Updating Direct Deposit:

Click on the 'right arrow' next to your account to continue.

